

Classified
Cooper Lighting Solutions Photometric Lab
1121 Highway 74 South
Peachtree City, GA 30269



Scaled data based on original data using
LM-79-08 Approved Method: Electrical and Photometric Measurements of Solid-State
Lighting Products

Test Report Prepared for
Cooper Lighting Solutions
(formerly Eaton)

Brand: McGRAW-EDISON

Report Number: P627034 (CONVERTED FROM TYPE C PHOTOMETRY)

Luminaire Tested: **GFLD-SA2E-735-U-MR-VSR-XX**

Issue Date: 12/7/2022

Test Information

Test Method: LM-79-08
Report Number: P627034 (CONVERTED FROM TYPE C PHOTOMETRY)
TEST IS SCALED FROM IESNA LM-79-08 TEST DATA (G2-2210-813-14)
Test Lab: COOPER LIGHTING SOLUTIONS
Issue Date: 12/7/2022
Manufacturer: COOPER LIGHTING SOLUTIONS (FORMERLY EATON)
Product Line: MCGRAW-EDISON
Catalog Number: GFLD-SA2E-735-U-MR-VSR-XX
Description: GALLEON FLOOD, TWO LIGHT SQAURE, MEDIUM SYMMETRICAL ROUND N4 WITH VISOR
Light Source: (32) 3500K CCT, 70 CRI LEDS
Ballast/Driver: -

Summary

Lumens per Lamp: N/A
Luminaire Lumens: 14800.5 lumens
Efficiency: N/A
Efficacy: 117.7 lumens/watt
Luminous Opening: Rectangular (W 1' x L: 0.5' x H: 0')

NEMA Type: 4H x 4V
Max Intensity: 52184.1 candela
Max Intensity Angle: 0°H x -2.5°V

Beam Angle (50%): 28.2°H x 28.7°V
Beam Lumens: 7400.4 lumens
Beam Efficiency: 50.0%

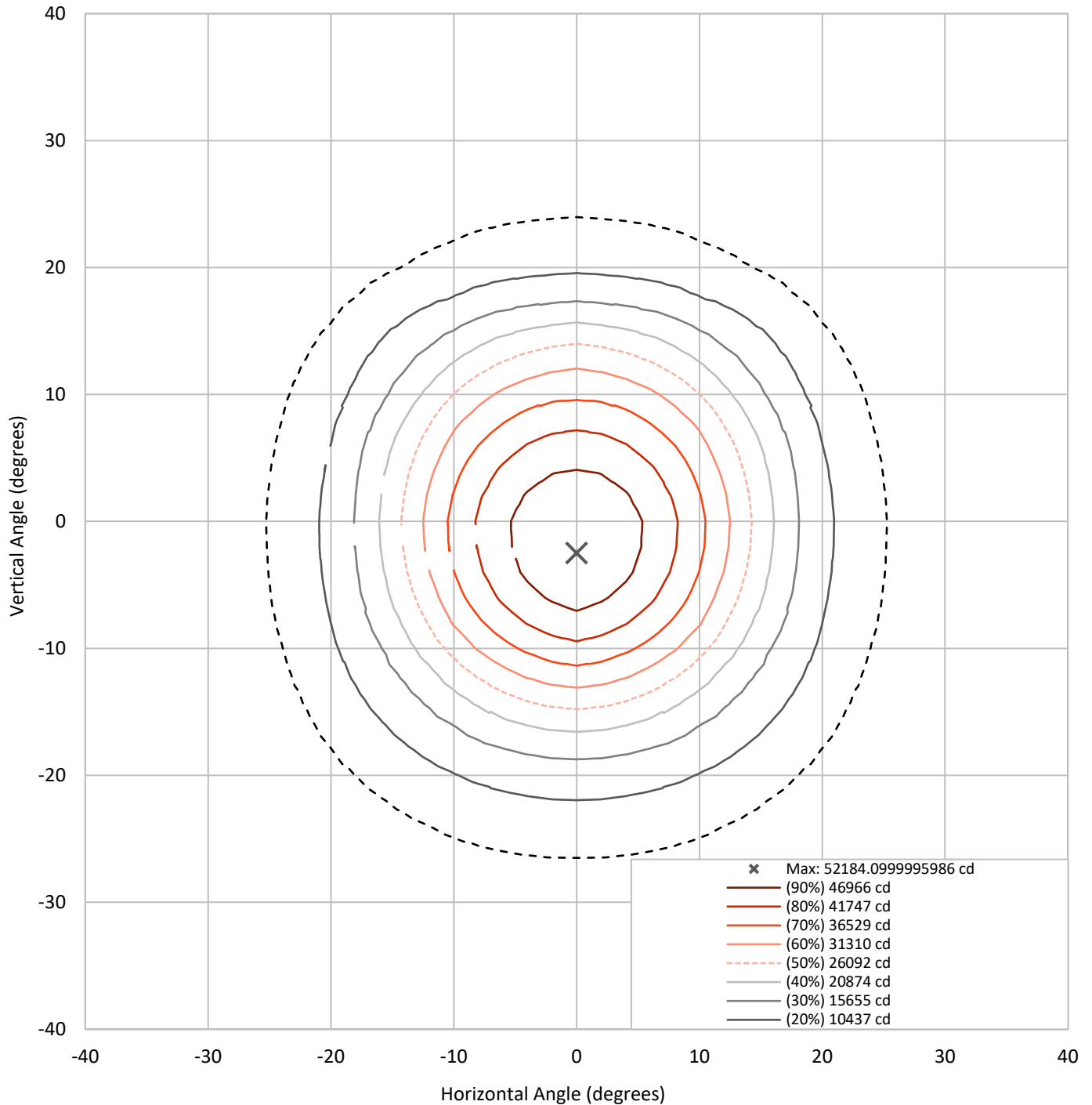
Field Angle (10%): 50.2°H x 50.4°V
Field Lumens: 12716.4 lumens
Field Efficiency: 85.9%

Input Watts (W): 125.7
Input Voltage (V): 120
Input Current (Ain): NR
Voltage Rise (V): NR
Power Factor: NR
Total Harmonic Distortion (THDi): NR
Frequency (hertz): 60
Stabilization Time: NR
Operation Time: NR
Ambient Temperature (°C): NR
Test Distance: 25 FT



REPORT NUMBER: P627034 (CONVERTED FROM TYPE C PHOTOMETRY)
CATALOG NUMBER: GFLD-SA2E-735-U-MR-VSR-XX

Iso-Candela Plot





REPORT NUMBER: P627034 (CONVERTED FROM TYPE C PHOTOMETRY)

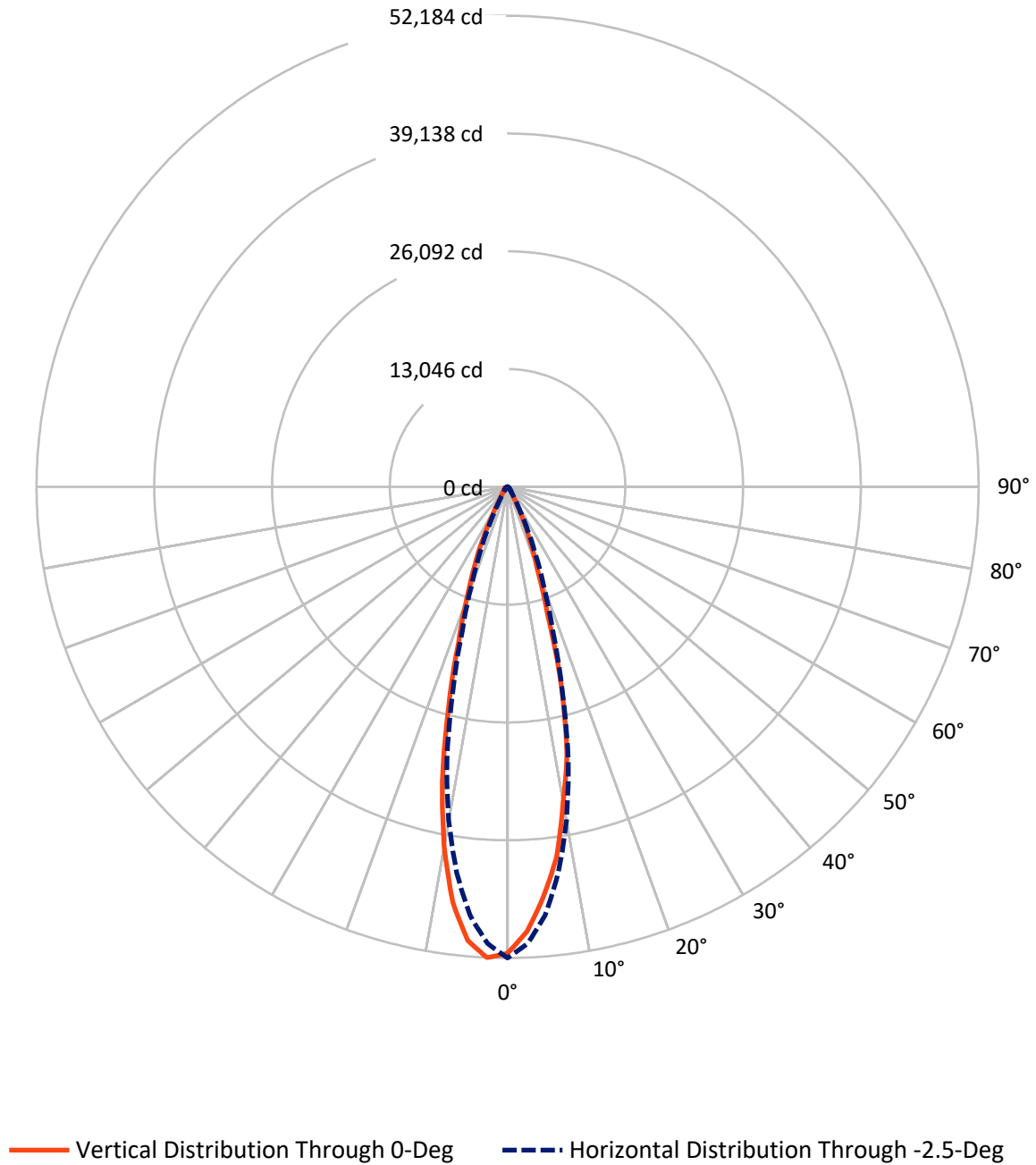
CATALOG NUMBER: GFLD-SA2E-735-U-MR-VSR-XX

Lumen Table

90																			
80	0.0	0.0		0.0		0.0		0.0		0.0		0.0		0.0		0.0			
70																			
60	0.0	0.0	0.0	0.0	0.0	0.1	0.1	0.1	0.1	0.1	0.1	0.0	0.0	0.0	0.0	0.0			
50		0.0	0.1	0.4	1.0	1.7	2.3	2.8	2.8	2.3	1.7	1.0	0.4	0.1	0.0				
40	0.0	0.1	0.5	1.6	3.1	4.8	6.7	7.9	7.9	6.7	4.8	3.1	1.6	0.5	0.1	0.0			
30		0.2	1.3	3.2	5.8	9.6	16.0	21.3	21.3	16.0	9.6	5.8	3.2	1.3	0.2				
20	0.1	0.5	2.0	4.8	9.2	22.4	70.2	128.8	128.8	70.2	22.4	9.2	4.8	2.0	0.5	0.1			
10		0.7	2.8	6.6	15.7	77.1	313.4	613.7	613.7	313.4	77.1	15.7	6.6	2.8	0.7				
0	0.2	0.9	3.3	7.8	22.6	146.9	632.9	1240.5	1240.5	632.9	146.9	22.6	7.8	3.3	0.9	0.2			
-10		1.1	3.6	8.3	24.1	153.9	649.4	1315.4	1315.4	649.4	153.9	24.1	8.3	3.6	1.1				
-20	0.3	1.1	3.7	8.1	19.9	94.5	359.1	696.1	696.1	359.1	94.5	19.9	8.1	3.7	1.1	0.3			
-30		1.1	3.5	7.4	14.5	36.7	111.2	198.4	198.4	111.2	36.7	14.5	7.4	3.5	1.1				
-40	0.3	1.0	3.1	6.4	11.0	18.1	29.6	39.6	39.6	29.6	18.1	11.0	6.4	3.1	1.0	0.3			
-50		0.8	2.6	5.3	8.7	12.5	16.4	18.4	18.4	16.4	12.5	8.7	5.3	2.6	0.8				
-60	0.2	0.6	2.0	4.1	6.8	9.5	11.8	12.9	12.9	11.8	9.5	6.8	4.1	2.0	0.6	0.2			
-70		0.4	1.2	2.7	4.6	6.5	8.1	9.0	9.0	8.1	6.5	4.6	2.7	1.2	0.4				
-80	0.1	1.0		4.4		9.4		11.9		9.4		4.4		1.0		0.1			
-90																			
	-90	-80	-70	-60	-50	-40	-30	-20	-10	0	10	20	30	40	50	60	70	80	90

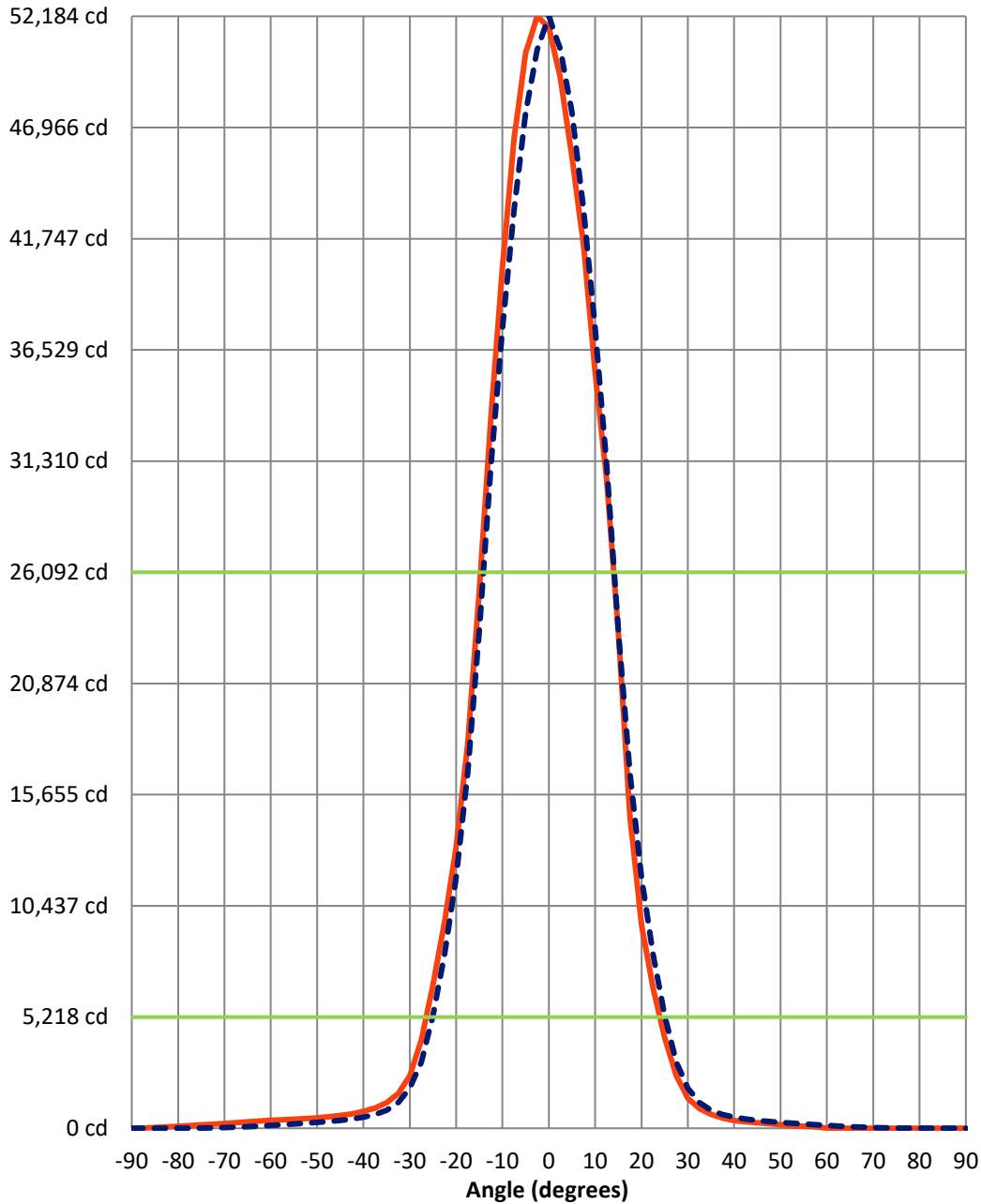
REPORT NUMBER: P627034 (CONVERTED FROM TYPE C PHOTOMETRY)
CATALOG NUMBER: GFLD-SA2E-735-U-MR-VSR-XX

Luminous Intensity Polar Plot



REPORT NUMBER: P627034 (CONVERTED FROM TYPE C PHOTOMETRY)
 CATALOG NUMBER: GFLD-SA2E-735-U-MR-VSR-XX

Luminous Intensity Plot



Beam:
 H Angle: 28.2°
 V Angle: 28.7°
 Lumens: 7400.4
 Efficiency: 50.0%

Field:
 H Angle: 50.2°
 V Angle: 50.4°
 Lumens: 12716.4
 Efficiency: 85.9%

Spill:
 Lumens: 2084.1
 Efficiency: 14.1%

- Vertical Distribution through 0-Deg
- - Horizontal Distribution through -2.5-Deg

Classified

Cooper Lighting Solutions Photometric Lab
1121 Highway 74 South
Peachtree City, GA 30269

Scaled Data Report



REPORT NUMBER: P627034 (CONVERTED FROM TYPE C PHOTOMETRY)

CATALOG NUMBER: GFLD-SA2E-735-U-MR-VSR-XX

FIELD
BEAM

CANDELA DISTRIBUTION:

	-90°	-87.5°	-85°	-82.5°	-80°	-77.5°	-75°	-72.5°	-70°	-67.5°	-65°
90°	0	0	0	0	0	0	0	0	0	0	0
87.5°	0	0	0	0	0	0	0	0	0	0	0
85°	0	0	0	0	0	0	0	0	0	0	0
82.5°	0	0	0	0	0	0	0	0	0	0	0
80°	0	0	0	0	0	0	0	0	0	0	0
77.5°	0	0	0	0	0	0	0	0	0	0	0
75°	0	0	0	0	0	0	0	0	0	0	0
72.5°	0	0	0	0	0	0	0	0	0	0	0
70°	0	0	0	0	0	0	0	0	0	0	0
67.5°	0	0	0	0	0	0	0	0	0	0	0
65°	0	0	0	0	0	0	0	0	0	0	0
62.5°	0	0	0	0	0	0	0	0	0	0	0
60°	0	0	0	0	0	0	0	0	0	1	1
57.5°	0	0	0	0	0	0	0	0	1	1	1
55°	0	0	0	0	0	0	0	0	1	2	1
52.5°	0	0	0	0	0	0	1	1	2	2	2
50°	0	0	0	0	0	0	1	2	3	2	2
47.5°	0	0	0	0	0	1	1	2	3	3	3
45°	0	0	0	0	0	1	2	3	3	3	3
42.5°	0	0	0	0	0	1	2	3	3	3	5
40°	0	0	0	0	0	2	3	3	3	3	8
37.5°	0	0	0	0	0	2	3	3	4	5	11
35°	0	0	0	0	1	3	3	3	5	8	14
32.5°	0	0	0	0	1	3	3	3	6	11	18
30°	0	0	0	0	2	3	3	4	7	14	22
27.5°	0	0	0	0	2	3	3	5	9	17	26
25°	0	0	0	0	2	3	3	6	12	20	31
22.5°	0	0	0	0	2	3	3	7	14	23	37
20°	0	0	0	0	2	3	3	8	16	27	42
17.5°	0	0	0	0	3	3	3	10	18	31	47
15°	0	0	0	0	3	3	4	11	20	34	52
12.5°	0	0	0	0	3	3	4	13	22	38	56
10°	0	0	0	0	3	3	5	14	24	42	60
7.5°	0	0	0	0	3	3	5	16	25	45	64
5°	0	0	0	0	3	3	6	17	27	48	67
2.5°	0	0	0	0	3	3	6	19	28	50	70
0°	0	0	0	0	3	3	7	20	30	53	72
-2.5°	0	0	0	0	3	4	8	20	32	54	74
-5°	0	0	0	0	3	4	9	20	35	56	76
-7.5°	0	0	0	1	3	4	10	21	37	57	77
-10°	0	0	0	1	3	5	11	21	39	58	78
-12.5°	0	0	0	1	3	5	12	21	40	59	80
-15°	0	0	0	1	3	5	13	21	40	60	81
-17.5°	0	0	0	1	3	5	13	22	40	60	82
-20°	0	0	0	1	3	5	13	23	39	60	82

Classified

Cooper Lighting Solutions Photometric Lab
1121 Highway 74 South
Peachtree City, GA 30269

Scaled Data Report



REPORT NUMBER: P627034 (CONVERTED FROM TYPE C PHOTOMETRY)

CATALOG NUMBER: GFLD-SA2E-735-U-MR-VSR-XX

CANDELA DISTRIBUTION (continued):

	-90°	-87.5°	-85°	-82.5°	-80°	-77.5°	-75°	-72.5°	-70°	-67.5°	-65°
-22.5°	0	0	0	1	3	5	14	24	38	59	81
-25°	0	0	0	2	3	6	14	24	37	58	79
-27.5°	0	0	0	2	3	6	14	25	36	56	77
-30°	0	0	0	1	3	6	14	25	36	54	75
-32.5°	0	0	0	1	4	7	13	24	36	52	72
-35°	0	0	0	1	4	7	13	24	35	50	68
-37.5°	0	0	0	1	4	7	13	23	35	48	66
-40°	0	0	0	1	4	7	13	23	33	47	65
-42.5°	0	0	0	1	4	7	13	22	32	45	62
-45°	0	0	0	1	4	7	12	21	31	43	59
-47.5°	0	0	0	0	4	7	12	20	30	41	56
-50°	0	0	0	0	4	7	11	19	28	39	52
-52.5°	0	0	0	1	3	7	11	17	26	36	48
-55°	0	0	0	1	3	6	10	16	24	33	44
-57.5°	0	0	0	1	3	6	9	14	22	30	40
-60°	0	0	0	1	2	5	9	13	19	27	36
-62.5°	0	0	0	1	2	5	8	12	17	24	32
-65°	0	0	0	1	2	5	7	11	16	21	28
-67.5°	0	0	0	1	2	4	7	10	13	19	25
-70°	0	0	0	1	2	4	6	9	12	16	21
-72.5°	0	0	0	1	2	3	6	8	10	14	18
-75°	0	0	0	1	2	3	5	6	8	11	14
-77.5°	0	0	0	0	1	3	4	5	7	8	11
-80°	0	0	0	0	1	2	3	4	5	6	8
-82.5°	0	0	0	0	1	2	3	3	3	4	5
-85°	0	0	0	0	1	1	2	2	2	3	3
-87.5°	0	0	0	0	0	1	1	1	1	1	1
-90°	0	0	0	0	0	0	0	0	0	0	0

Classified

Cooper Lighting Solutions Photometric Lab
1121 Highway 74 South
Peachtree City, GA 30269

Scaled Data Report



REPORT NUMBER: P627034 (CONVERTED FROM TYPE C PHOTOMETRY)

CATALOG NUMBER: GFLD-SA2E-735-U-MR-VSR-XX

CANDELA DISTRIBUTION (continued):

	-62.5°	-60°	-57.5°	-55°	-52.5°	-50°	-47.5°	-45°	-42.5°	-40°	-37.5°
90°	0	0	0	0	0	0	0	0	0	0	0
87.5°	0	0	0	0	0	0	0	0	0	0	0
85°	0	0	0	0	0	0	0	0	0	0	0
82.5°	0	0	0	0	0	0	0	0	0	0	0
80°	0	0	0	0	0	0	0	0	0	0	0
77.5°	0	0	0	0	0	0	0	0	0	0	0
75°	0	0	0	0	0	0	0	0	0	0	0
72.5°	0	0	0	0	0	0	0	0	0	0	0
70°	0	0	0	0	0	0	0	0	0	0	0
67.5°	0	0	0	0	0	0	0	0	0	0	0
65°	0	0	0	0	0	0	0	0	0	0	0
62.5°	0	0	0	0	0	0	1	1	0	1	1
60°	0	0	0	1	1	1	2	3	3	3	7
57.5°	0	1	2	2	2	4	5	6	10	15	18
55°	1	2	3	3	5	8	11	16	22	29	35
52.5°	2	3	3	5	10	14	21	29	37	44	49
50°	3	4	4	11	16	24	34	45	52	59	68
47.5°	4	5	10	17	25	37	50	59	66	78	92
45°	6	9	16	25	36	52	63	72	85	99	113
42.5°	9	15	23	33	50	65	77	89	103	118	134
40°	13	20	31	46	64	78	93	107	121	139	155
37.5°	17	27	40	59	77	93	109	125	143	162	180
35°	21	35	51	70	89	108	126	144	166	187	208
32.5°	26	43	61	81	102	123	142	166	189	212	238
30°	34	51	70	92	113	136	161	187	210	236	264
27.5°	41	58	79	102	124	149	179	205	230	258	288
25°	48	66	88	111	135	164	196	223	249	280	316
22.5°	55	74	98	120	146	179	212	242	272	302	344
20°	61	83	108	131	157	193	228	262	296	335	382
17.5°	67	91	117	143	172	208	244	282	320	367	426
15°	73	98	126	154	185	222	260	301	346	401	468
12.5°	79	105	135	164	197	235	275	317	369	435	519
10°	84	111	143	174	207	246	287	332	387	458	556
7.5°	88	117	150	182	216	256	298	344	402	477	586
5°	92	122	156	188	223	264	306	354	414	493	610
2.5°	96	127	161	193	229	269	312	360	422	507	629
0°	99	131	164	197	233	273	315	365	427	519	641
-2.5°	102	136	168	201	238	276	319	369	433	523	644
-5°	104	139	171	204	241	278	321	370	436	523	645
-7.5°	106	142	173	207	243	280	323	372	437	522	645
-10°	107	143	175	208	245	282	323	371	435	517	634
-12.5°	109	144	176	209	246	283	322	368	429	507	614
-15°	110	144	176	209	245	282	319	362	419	494	587
-17.5°	111	143	175	207	244	281	315	357	410	480	569
-20°	111	142	173	204	241	277	312	352	402	464	543

Classified

Cooper Lighting Solutions Photometric Lab
1121 Highway 74 South
Peachtree City, GA 30269

Scaled Data Report



REPORT NUMBER: P627034 (CONVERTED FROM TYPE C PHOTOMETRY)

CATALOG NUMBER: GFLD-SA2E-735-U-MR-VSR-XX

CANDELA DISTRIBUTION (continued):

	-62.5°	-60°	-57.5°	-55°	-52.5°	-50°	-47.5°	-45°	-42.5°	-40°	-37.5°
-22.5°	110	141	171	201	236	272	307	345	391	443	515
-25°	108	139	169	198	231	266	301	336	380	429	490
-27.5°	106	137	166	195	226	258	293	328	367	413	465
-30°	101	133	162	190	221	251	283	318	353	396	444
-32.5°	97	128	156	185	215	244	273	306	341	377	421
-35°	93	122	151	178	208	236	264	293	327	361	397
-37.5°	90	116	144	170	199	227	253	280	311	344	377
-40°	86	110	138	163	189	217	243	267	294	327	359
-42.5°	82	106	131	156	180	206	232	255	281	311	341
-45°	79	101	124	148	172	195	219	244	269	295	323
-47.5°	74	95	117	139	163	186	207	231	257	281	306
-50°	70	89	110	130	152	176	198	218	241	266	290
-52.5°	64	83	102	120	141	163	185	207	227	248	271
-55°	58	75	93	111	129	149	171	192	213	232	252
-57.5°	52	67	84	101	118	135	155	176	196	216	236
-60°	47	59	74	90	107	123	140	159	178	197	215
-62.5°	41	52	64	78	94	110	126	143	160	176	192
-65°	37	45	56	68	81	95	110	126	142	154	167
-67.5°	31	39	47	57	69	80	92	106	120	133	144
-70°	27	32	39	48	57	66	77	88	99	110	121
-72.5°	23	27	32	38	46	54	63	72	81	90	99
-75°	18	22	26	31	37	43	51	59	66	73	81
-77.5°	14	18	21	24	29	34	39	46	52	58	64
-80°	10	13	16	19	22	25	29	33	37	42	47
-82.5°	7	9	11	14	15	17	19	22	25	28	32
-85°	4	5	6	8	9	10	11	12	14	16	18
-87.5°	2	2	3	4	4	4	4	5	5	6	7
-90°	0	0	0	0	0	0	0	0	0	0	0



REPORT NUMBER: P627034 (CONVERTED FROM TYPE C PHOTOMETRY)
 CATALOG NUMBER: GFLD-SA2E-735-U-MR-VSR-XX

CANDELA DISTRIBUTION (continued):

	-35°	-32.5°	-30°	-27.5°	-25°	-22.5°	-20°	-17.5°	-15°	-12.5°	-10°
90°	0	0	0	0	0	0	0	0	0	0	0
87.5°	0	0	0	0	0	0	0	0	0	0	0
85°	0	0	0	0	0	0	0	0	0	0	0
82.5°	0	0	0	0	0	0	0	0	0	0	0
80°	0	0	0	0	0	0	0	0	0	0	0
77.5°	0	0	0	0	0	0	0	0	0	0	0
75°	0	0	0	0	0	0	0	0	0	0	0
72.5°	0	0	0	0	0	0	0	0	0	0	0
70°	0	0	0	0	0	0	0	0	0	0	0
67.5°	0	0	0	0	0	0	0	0	0	0	0
65°	0	0	0	0	0	1	1	1	0	0	0
62.5°	1	1	3	3	4	4	4	4	5	5	4
60°	8	8	12	15	15	11	16	19	18	15	15
57.5°	23	29	33	35	39	46	48	47	48	50	56
55°	40	45	48	55	61	68	73	76	80	84	89
52.5°	55	63	68	75	84	89	91	100	108	115	118
50°	78	86	95	104	112	120	127	136	147	158	165
47.5°	103	113	124	137	147	154	163	175	190	203	212
45°	125	137	151	164	175	185	198	213	228	242	252
42.5°	146	159	174	188	198	214	232	248	267	284	297
40°	169	182	204	219	232	249	275	298	320	341	354
37.5°	198	220	243	261	278	300	336	372	400	428	447
35°	231	258	286	306	333	373	418	467	516	555	590
32.5°	264	292	322	354	394	451	507	586	658	732	802
30°	292	325	361	402	466	546	638	757	888	1017	1165
27.5°	323	359	401	467	564	673	842	1031	1300	1516	1865
25°	356	396	454	559	694	885	1181	1517	2074	2549	3085
22.5°	396	458	540	671	897	1240	1700	2433	3288	4081	4838
20°	446	530	669	879	1202	1730	2603	3715	4903	6064	7187
17.5°	511	644	844	1142	1600	2710	4009	5598	7632	9160	10609
15°	571	739	1041	1523	2386	3815	5629	8063	10802	13105	15710
12.5°	641	845	1209	1834	3067	4956	7268	10171	13412	16908	20988
10°	703	953	1422	2282	3777	5976	8567	11974	16138	21084	26241
7.5°	750	1044	1599	2618	4376	6812	9904	14047	19320	25101	30983
5°	787	1113	1739	2881	4885	7491	10879	15688	21698	28334	34182
2.5°	816	1163	1831	3043	5229	7955	11546	16560	23153	30444	36584
0°	838	1193	1883	3158	5389	8175	11855	16912	23835	31477	37793
-2.5°	846	1208	1885	3118	5291	8162	11783	16696	23364	31067	37536
-5°	849	1200	1838	3035	5119	7869	11311	15876	21928	29153	35709
-7.5°	842	1168	1741	2832	4732	7352	10652	14659	19620	25990	32766
-10°	819	1112	1611	2556	4199	6545	9626	13012	16975	22175	27666
-12.5°	778	1029	1431	2143	3572	5633	8361	11354	14442	17860	22376
-15°	729	943	1284	1892	2990	4674	6883	9411	11974	14591	17346
-17.5°	692	868	1133	1557	2296	3657	5424	7455	9535	11613	13468
-20°	645	779	986	1316	1852	2658	3987	5567	7121	8816	10238

Classified

Cooper Lighting Solutions Photometric Lab
1121 Highway 74 South
Peachtree City, GA 30269

Scaled Data Report



REPORT NUMBER: P627034 (CONVERTED FROM TYPE C PHOTOMETRY)

CATALOG NUMBER: GFLD-SA2E-735-U-MR-VSR-XX

CANDELA DISTRIBUTION (continued):

	-35°	-32.5°	-30°	-27.5°	-25°	-22.5°	-20°	-17.5°	-15°	-12.5°	-10°
-22.5°	603	717	871	1080	1440	2007	2765	3877	5058	6289	7456
-25°	563	649	772	939	1154	1492	1992	2573	3402	4159	5026
-27.5°	529	601	685	808	971	1156	1463	1803	2237	2598	3177
-30°	497	554	623	703	822	963	1128	1334	1546	1759	2037
-32.5°	466	515	569	633	707	812	915	1047	1163	1291	1423
-35°	436	479	524	575	632	701	778	865	943	1020	1089
-37.5°	411	447	486	526	572	620	680	742	794	844	887
-40°	389	419	451	485	521	560	608	653	688	721	748
-42.5°	370	396	421	450	480	516	552	587	611	634	652
-45°	351	374	397	420	445	476	507	535	553	570	584
-47.5°	331	351	372	394	418	443	468	488	505	519	529
-50°	311	332	350	368	389	412	433	451	465	478	485
-52.5°	292	312	331	349	366	384	401	417	432	445	450
-55°	273	293	310	327	344	360	375	390	403	416	419
-57.5°	255	275	293	306	321	336	350	364	377	389	393
-60°	234	254	270	283	297	311	324	336	349	360	365
-62.5°	209	227	242	255	267	280	291	303	314	323	329
-65°	180	196	210	223	234	245	256	266	276	283	287
-67.5°	155	166	178	190	201	212	222	231	239	245	249
-70°	131	141	151	162	172	182	190	198	206	212	216
-72.5°	108	117	127	136	146	154	161	168	175	180	183
-75°	88	96	104	112	120	126	132	138	144	148	151
-77.5°	70	76	82	88	94	99	104	108	113	116	119
-80°	52	57	61	66	70	74	77	81	84	87	90
-82.5°	35	39	42	46	49	51	53	55	57	59	61
-85°	20	22	25	27	29	31	32	33	35	36	37
-87.5°	8	9	10	11	12	12	12	12	13	14	15
-90°	0	0	0	0	0	0	0	0	0	0	0



REPORT NUMBER: P627034 (CONVERTED FROM TYPE C PHOTOMETRY)
 CATALOG NUMBER: GFLD-SA2E-735-U-MR-VSR-XX

CANDELA DISTRIBUTION (continued):

	-7.5°	-5°	-2.5°	0°	2.5°	5°	7.5°	10°	12.5°	15°	17.5°
90°	0	0	0	0	0	0	0	0	0	0	0
87.5°	0	0	0	0	0	0	0	0	0	0	0
85°	0	0	0	0	0	0	0	0	0	0	0
82.5°	0	0	0	0	0	0	0	0	0	0	0
80°	0	0	0	0	0	0	0	0	0	0	0
77.5°	0	0	0	0	0	0	0	0	0	0	0
75°	0	0	0	0	0	0	0	0	0	0	0
72.5°	0	0	0	0	0	0	0	0	0	0	0
70°	0	0	0	0	0	0	0	0	0	0	0
67.5°	0	0	0	0	0	0	0	0	0	0	0
65°	0	0	0	0	0	0	0	0	0	0	1
62.5°	4	3	3	3	3	3	4	4	5	5	4
60°	14	13	13	13	13	13	14	15	15	18	19
57.5°	61	66	68	69	68	66	61	56	50	48	47
55°	93	96	97	95	97	96	93	89	84	80	76
52.5°	120	121	120	118	120	121	120	118	115	108	100
50°	167	167	167	168	167	167	167	165	158	147	136
47.5°	215	217	218	217	218	217	215	212	203	190	175
45°	257	260	261	260	261	260	257	252	242	228	213
42.5°	302	304	305	306	305	304	302	297	284	267	248
40°	361	363	362	361	362	363	361	354	341	320	298
37.5°	461	468	471	480	471	468	461	447	428	400	372
35°	617	634	643	657	643	634	617	590	555	516	467
32.5°	853	887	905	923	905	887	853	802	732	658	586
30°	1267	1335	1362	1413	1362	1335	1267	1165	1017	888	757
27.5°	2121	2282	2345	2477	2345	2282	2121	1865	1516	1300	1031
25°	3573	3919	4111	4262	4111	3919	3573	3085	2549	2074	1517
22.5°	5602	6110	6381	6581	6381	6110	5602	4838	4081	3288	2433
20°	8205	8875	9275	9565	9275	8875	8205	7187	6064	4903	3715
17.5°	12470	13523	14138	14668	14138	13523	12470	10609	9160	7632	5598
15°	18616	20732	22377	23293	22377	20732	18616	15710	13105	10802	8063
12.5°	24595	27695	29536	30383	29536	27695	24595	20988	16908	13412	10171
10°	30509	33431	35183	35493	35183	33431	30509	26241	21084	16138	11974
7.5°	35036	38250	40578	41423	40578	38250	35036	30983	25101	19320	14047
5°	39034	42797	45261	45573	45261	42797	39034	34182	28334	21698	15688
2.5°	41975	46066	48455	49276	48455	46066	41975	36584	30444	23153	16560
0°	43398	47804	50462	51658	50462	47804	43398	37793	31477	23835	16912
-2.5°	43099	47656	50623	52184	50623	47656	43099	37536	31067	23364	16696
-5°	41460	46031	48797	50456	48797	46031	41460	35709	29153	21928	15876
-7.5°	37681	41955	44900	46431	44900	41955	37681	32766	25990	19620	14659
-10°	32812	36429	39113	40418	39113	36429	32812	27666	22175	16975	13012
-12.5°	26484	29993	32415	33337	32415	29993	26484	22376	17860	14442	11354
-15°	20291	22969	24690	25235	24690	22969	20291	17346	14591	11974	9411
-17.5°	15388	16830	17798	18058	17798	16830	15388	13468	11613	9535	7455
-20°	11529	12422	13050	13199	13050	12422	11529	10238	8816	7121	5567

Classified

Cooper Lighting Solutions Photometric Lab
1121 Highway 74 South
Peachtree City, GA 30269

Scaled Data Report



REPORT NUMBER: P627034 (CONVERTED FROM TYPE C PHOTOMETRY)

CATALOG NUMBER: GFLD-SA2E-735-U-MR-VSR-XX

CANDELA DISTRIBUTION (continued):

	-7.5°	-5°	-2.5°	0°	2.5°	5°	7.5°	10°	12.5°	15°	17.5°
-22.5°	8400	9072	9579	9680	9579	9072	8400	7456	6289	5058	3877
-25°	5794	6356	6700	6726	6700	6356	5794	5026	4159	3402	2573
-27.5°	3633	3941	4100	4157	4100	3941	3633	3177	2598	2237	1803
-30°	2245	2387	2462	2464	2462	2387	2245	2037	1759	1546	1334
-32.5°	1524	1593	1630	1630	1630	1593	1524	1423	1291	1163	1047
-35°	1142	1177	1197	1199	1197	1177	1142	1089	1020	943	865
-37.5°	918	938	948	950	948	938	918	887	844	794	742
-40°	768	781	790	795	790	781	768	748	721	688	653
-42.5°	664	673	677	674	677	673	664	652	634	611	587
-45°	591	597	600	601	600	597	591	584	570	553	535
-47.5°	534	536	538	539	538	536	534	529	519	505	488
-50°	488	491	491	490	491	491	488	485	478	465	451
-52.5°	452	452	453	453	453	452	452	450	445	432	417
-55°	422	423	424	424	424	423	422	419	416	403	390
-57.5°	396	399	399	398	399	399	396	393	389	377	364
-60°	369	373	374	375	374	373	369	365	360	349	336
-62.5°	333	336	338	338	338	336	333	329	323	314	303
-65°	291	294	298	302	298	294	291	287	283	276	266
-67.5°	253	255	259	263	259	255	253	249	245	239	231
-70°	219	222	223	223	223	222	219	216	212	206	198
-72.5°	187	190	190	191	190	190	187	183	180	175	168
-75°	154	157	158	158	158	157	154	151	148	144	138
-77.5°	122	124	125	125	125	124	122	119	116	113	108
-80°	93	95	94	92	94	95	93	90	87	84	81
-82.5°	63	65	64	62	64	65	63	61	59	57	55
-85°	38	39	38	36	38	39	38	37	36	35	33
-87.5°	15	16	15	13	15	16	15	15	14	13	12
-90°	0	0	0	0	0	0	0	0	0	0	0



REPORT NUMBER: P627034 (CONVERTED FROM TYPE C PHOTOMETRY)
 CATALOG NUMBER: GFLD-SA2E-735-U-MR-VSR-XX

CANDELA DISTRIBUTION (continued):

	20°	22.5°	25°	27.5°	30°	32.5°	35°	37.5°	40°	42.5°	45°
90°	0	0	0	0	0	0	0	0	0	0	0
87.5°	0	0	0	0	0	0	0	0	0	0	0
85°	0	0	0	0	0	0	0	0	0	0	0
82.5°	0	0	0	0	0	0	0	0	0	0	0
80°	0	0	0	0	0	0	0	0	0	0	0
77.5°	0	0	0	0	0	0	0	0	0	0	0
75°	0	0	0	0	0	0	0	0	0	0	0
72.5°	0	0	0	0	0	0	0	0	0	0	0
70°	0	0	0	0	0	0	0	0	0	0	0
67.5°	0	0	0	0	0	0	0	0	0	0	0
65°	1	1	0	0	0	0	0	0	0	0	0
62.5°	4	4	4	3	3	1	1	1	1	0	1
60°	16	11	15	15	12	8	8	7	3	3	3
57.5°	48	46	39	35	33	29	23	18	15	10	6
55°	73	68	61	55	48	45	40	35	29	22	16
52.5°	91	89	84	75	68	63	55	49	44	37	29
50°	127	120	112	104	95	86	78	68	59	52	45
47.5°	163	154	147	137	124	113	103	92	78	66	59
45°	198	185	175	164	151	137	125	113	99	85	72
42.5°	232	214	198	188	174	159	146	134	118	103	89
40°	275	249	232	219	204	182	169	155	139	121	107
37.5°	336	300	278	261	243	220	198	180	162	143	125
35°	418	373	333	306	286	258	231	208	187	166	144
32.5°	507	451	394	354	322	292	264	238	212	189	166
30°	638	546	466	402	361	325	292	264	236	210	187
27.5°	842	673	564	467	401	359	323	288	258	230	205
25°	1181	885	694	559	454	396	356	316	280	249	223
22.5°	1700	1240	897	671	540	458	396	344	302	272	242
20°	2603	1730	1202	879	669	530	446	382	335	296	262
17.5°	4009	2710	1600	1142	844	644	511	426	367	320	282
15°	5629	3815	2386	1523	1041	739	571	468	401	346	301
12.5°	7268	4956	3067	1834	1209	845	641	519	435	369	317
10°	8567	5976	3777	2282	1422	953	703	556	458	387	332
7.5°	9904	6812	4376	2618	1599	1044	750	586	477	402	344
5°	10879	7491	4885	2881	1739	1113	787	610	493	414	354
2.5°	11546	7955	5229	3043	1831	1163	816	629	507	422	360
0°	11855	8175	5389	3158	1883	1193	838	641	519	427	365
-2.5°	11783	8162	5291	3118	1885	1208	846	644	523	433	369
-5°	11311	7869	5119	3035	1838	1200	849	645	523	436	370
-7.5°	10652	7352	4732	2832	1741	1168	842	645	522	437	372
-10°	9626	6545	4199	2556	1611	1112	819	634	517	435	371
-12.5°	8361	5633	3572	2143	1431	1029	778	614	507	429	368
-15°	6883	4674	2990	1892	1284	943	729	587	494	419	362
-17.5°	5424	3657	2296	1557	1133	868	692	569	480	410	357
-20°	3987	2658	1852	1316	986	779	645	543	464	402	352

Classified

Cooper Lighting Solutions Photometric Lab
1121 Highway 74 South
Peachtree City, GA 30269

Scaled Data Report



REPORT NUMBER: P627034 (CONVERTED FROM TYPE C PHOTOMETRY)

CATALOG NUMBER: GFLD-SA2E-735-U-MR-VSR-XX

CANDELA DISTRIBUTION (continued):

	20°	22.5°	25°	27.5°	30°	32.5°	35°	37.5°	40°	42.5°	45°
-22.5°	2765	2007	1440	1080	871	717	603	515	443	391	345
-25°	1992	1492	1154	939	772	649	563	490	429	380	336
-27.5°	1463	1156	971	808	685	601	529	465	413	367	328
-30°	1128	963	822	703	623	554	497	444	396	353	318
-32.5°	915	812	707	633	569	515	466	421	377	341	306
-35°	778	701	632	575	524	479	436	397	361	327	293
-37.5°	680	620	572	526	486	447	411	377	344	311	280
-40°	608	560	521	485	451	419	389	359	327	294	267
-42.5°	552	516	480	450	421	396	370	341	311	281	255
-45°	507	476	445	420	397	374	351	323	295	269	244
-47.5°	468	443	418	394	372	351	331	306	281	257	231
-50°	433	412	389	368	350	332	311	290	266	241	218
-52.5°	401	384	366	349	331	312	292	271	248	227	207
-55°	375	360	344	327	310	293	273	252	232	213	192
-57.5°	350	336	321	306	293	275	255	236	216	196	176
-60°	324	311	297	283	270	254	234	215	197	178	159
-62.5°	291	280	267	255	242	227	209	192	176	160	143
-65°	256	245	234	223	210	196	180	167	154	142	126
-67.5°	222	212	201	190	178	166	155	144	133	120	106
-70°	190	182	172	162	151	141	131	121	110	99	88
-72.5°	161	154	146	136	127	117	108	99	90	81	72
-75°	132	126	120	112	104	96	88	81	73	66	59
-77.5°	104	99	94	88	82	76	70	64	58	52	46
-80°	77	74	70	66	61	57	52	47	42	37	33
-82.5°	53	51	49	46	42	39	35	32	28	25	22
-85°	32	31	29	27	25	22	20	18	16	14	12
-87.5°	12	12	12	11	10	9	8	7	6	5	5
-90°	0	0	0	0	0	0	0	0	0	0	0

Classified

Cooper Lighting Solutions Photometric Lab
1121 Highway 74 South
Peachtree City, GA 30269

Scaled Data Report



REPORT NUMBER: P627034 (CONVERTED FROM TYPE C PHOTOMETRY)

CATALOG NUMBER: GFLD-SA2E-735-U-MR-VSR-XX

CANDELA DISTRIBUTION (continued):

	47.5°	50°	52.5°	55°	57.5°	60°	62.5°	65°	67.5°	70°	72.5°
90°	0	0	0	0	0	0	0	0	0	0	0
87.5°	0	0	0	0	0	0	0	0	0	0	0
85°	0	0	0	0	0	0	0	0	0	0	0
82.5°	0	0	0	0	0	0	0	0	0	0	0
80°	0	0	0	0	0	0	0	0	0	0	0
77.5°	0	0	0	0	0	0	0	0	0	0	0
75°	0	0	0	0	0	0	0	0	0	0	0
72.5°	0	0	0	0	0	0	0	0	0	0	0
70°	0	0	0	0	0	0	0	0	0	0	0
67.5°	0	0	0	0	0	0	0	0	0	0	0
65°	0	0	0	0	0	0	0	0	0	0	0
62.5°	1	0	0	0	0	0	0	0	0	0	0
60°	2	1	1	1	0	0	0	1	1	0	0
57.5°	5	4	2	2	2	1	0	1	1	1	0
55°	11	8	5	3	3	2	1	1	2	1	0
52.5°	21	14	10	5	3	3	2	2	2	2	1
50°	34	24	16	11	4	4	3	2	2	3	2
47.5°	50	37	25	17	10	5	4	3	3	3	2
45°	63	52	36	25	16	9	6	3	3	3	3
42.5°	77	65	50	33	23	15	9	5	3	3	3
40°	93	78	64	46	31	20	13	8	3	3	3
37.5°	109	93	77	59	40	27	17	11	5	4	3
35°	126	108	89	70	51	35	21	14	8	5	3
32.5°	142	123	102	81	61	43	26	18	11	6	3
30°	161	136	113	92	70	51	34	22	14	7	4
27.5°	179	149	124	102	79	58	41	26	17	9	5
25°	196	164	135	111	88	66	48	31	20	12	6
22.5°	212	179	146	120	98	74	55	37	23	14	7
20°	228	193	157	131	108	83	61	42	27	16	8
17.5°	244	208	172	143	117	91	67	47	31	18	10
15°	260	222	185	154	126	98	73	52	34	20	11
12.5°	275	235	197	164	135	105	79	56	38	22	13
10°	287	246	207	174	143	111	84	60	42	24	14
7.5°	298	256	216	182	150	117	88	64	45	25	16
5°	306	264	223	188	156	122	92	67	48	27	17
2.5°	312	269	229	193	161	127	96	70	50	28	19
0°	315	273	233	197	164	131	99	72	53	30	20
-2.5°	319	276	238	201	168	136	102	74	54	32	20
-5°	321	278	241	204	171	139	104	76	56	35	20
-7.5°	323	280	243	207	173	142	106	77	57	37	21
-10°	323	282	245	208	175	143	107	78	58	39	21
-12.5°	322	283	246	209	176	144	109	80	59	40	21
-15°	319	282	245	209	176	144	110	81	60	40	21
-17.5°	315	281	244	207	175	143	111	82	60	40	22
-20°	312	277	241	204	173	142	111	82	60	39	23

Classified

Cooper Lighting Solutions Photometric Lab
1121 Highway 74 South
Peachtree City, GA 30269

Scaled Data Report



REPORT NUMBER: P627034 (CONVERTED FROM TYPE C PHOTOMETRY)

CATALOG NUMBER: GFLD-SA2E-735-U-MR-VSR-XX

CANDELA DISTRIBUTION (continued):

	47.5°	50°	52.5°	55°	57.5°	60°	62.5°	65°	67.5°	70°	72.5°
-22.5°	307	272	236	201	171	141	110	81	59	38	24
-25°	301	266	231	198	169	139	108	79	58	37	24
-27.5°	293	258	226	195	166	137	106	77	56	36	25
-30°	283	251	221	190	162	133	101	75	54	36	25
-32.5°	273	244	215	185	156	128	97	72	52	36	24
-35°	264	236	208	178	151	122	93	68	50	35	24
-37.5°	253	227	199	170	144	116	90	66	48	35	23
-40°	243	217	189	163	138	110	86	65	47	33	23
-42.5°	232	206	180	156	131	106	82	62	45	32	22
-45°	219	195	172	148	124	101	79	59	43	31	21
-47.5°	207	186	163	139	117	95	74	56	41	30	20
-50°	198	176	152	130	110	89	70	52	39	28	19
-52.5°	185	163	141	120	102	83	64	48	36	26	17
-55°	171	149	129	111	93	75	58	44	33	24	16
-57.5°	155	135	118	101	84	67	52	40	30	22	14
-60°	140	123	107	90	74	59	47	36	27	19	13
-62.5°	126	110	94	78	64	52	41	32	24	17	12
-65°	110	95	81	68	56	45	37	28	21	16	11
-67.5°	92	80	69	57	47	39	31	25	19	13	10
-70°	77	66	57	48	39	32	27	21	16	12	9
-72.5°	63	54	46	38	32	27	23	18	14	10	8
-75°	51	43	37	31	26	22	18	14	11	8	6
-77.5°	39	34	29	24	21	18	14	11	8	7	5
-80°	29	25	22	19	16	13	10	8	6	5	4
-82.5°	19	17	15	14	11	9	7	5	4	3	3
-85°	11	10	9	8	6	5	4	3	3	2	2
-87.5°	4	4	4	4	3	2	2	1	1	1	1
-90°	0	0	0	0	0	0	0	0	0	0	0

Classified

Cooper Lighting Solutions Photometric Lab
1121 Highway 74 South
Peachtree City, GA 30269

Scaled Data Report



REPORT NUMBER: P627034 (CONVERTED FROM TYPE C PHOTOMETRY)

CATALOG NUMBER: GFLD-SA2E-735-U-MR-VSR-XX

CANDELA DISTRIBUTION (continued):

	75°	77.5°	80°	82.5°	85°	87.5°	90°
90°	0	0	0	0	0	0	0
87.5°	0	0	0	0	0	0	0
85°	0	0	0	0	0	0	0
82.5°	0	0	0	0	0	0	0
80°	0	0	0	0	0	0	0
77.5°	0	0	0	0	0	0	0
75°	0	0	0	0	0	0	0
72.5°	0	0	0	0	0	0	0
70°	0	0	0	0	0	0	0
67.5°	0	0	0	0	0	0	0
65°	0	0	0	0	0	0	0
62.5°	0	0	0	0	0	0	0
60°	0	0	0	0	0	0	0
57.5°	0	0	0	0	0	0	0
55°	0	0	0	0	0	0	0
52.5°	1	0	0	0	0	0	0
50°	1	0	0	0	0	0	0
47.5°	1	1	0	0	0	0	0
45°	2	1	0	0	0	0	0
42.5°	2	1	0	0	0	0	0
40°	3	2	0	0	0	0	0
37.5°	3	2	0	0	0	0	0
35°	3	3	1	0	0	0	0
32.5°	3	3	1	0	0	0	0
30°	3	3	2	0	0	0	0
27.5°	3	3	2	0	0	0	0
25°	3	3	2	0	0	0	0
22.5°	3	3	2	0	0	0	0
20°	3	3	2	0	0	0	0
17.5°	3	3	3	0	0	0	0
15°	4	3	3	0	0	0	0
12.5°	4	3	3	0	0	0	0
10°	5	3	3	0	0	0	0
7.5°	5	3	3	0	0	0	0
5°	6	3	3	0	0	0	0
2.5°	6	3	3	0	0	0	0
0°	7	3	3	0	0	0	0
-2.5°	8	4	3	0	0	0	0
-5°	9	4	3	0	0	0	0
-7.5°	10	4	3	1	0	0	0
-10°	11	5	3	1	0	0	0
-12.5°	12	5	3	1	0	0	0
-15°	13	5	3	1	0	0	0
-17.5°	13	5	3	1	0	0	0
-20°	13	5	3	1	0	0	0

Classified

Cooper Lighting Solutions Photometric Lab
1121 Highway 74 South
Peachtree City, GA 30269

Scaled Data Report



REPORT NUMBER: P627034 (CONVERTED FROM TYPE C PHOTOMETRY)

CATALOG NUMBER: GFLD-SA2E-735-U-MR-VSR-XX

CANDELA DISTRIBUTION (continued):

	75°	77.5°	80°	82.5°	85°	87.5°	90°
-22.5°	14	5	3	1	0	0	0
-25°	14	6	3	2	0	0	0
-27.5°	14	6	3	2	0	0	0
-30°	14	6	3	1	0	0	0
-32.5°	13	7	4	1	0	0	0
-35°	13	7	4	1	0	0	0
-37.5°	13	7	4	1	0	0	0
-40°	13	7	4	1	0	0	0
-42.5°	13	7	4	1	0	0	0
-45°	12	7	4	1	0	0	0
-47.5°	12	7	4	0	0	0	0
-50°	11	7	4	0	0	0	0
-52.5°	11	7	3	1	0	0	0
-55°	10	6	3	1	0	0	0
-57.5°	9	6	3	1	0	0	0
-60°	9	5	2	1	0	0	0
-62.5°	8	5	2	1	0	0	0
-65°	7	5	2	1	0	0	0
-67.5°	7	4	2	1	0	0	0
-70°	6	4	2	1	0	0	0
-72.5°	6	3	2	1	0	0	0
-75°	5	3	2	1	0	0	0
-77.5°	4	3	1	0	0	0	0
-80°	3	2	1	0	0	0	0
-82.5°	3	2	1	0	0	0	0
-85°	2	1	1	0	0	0	0
-87.5°	1	1	0	0	0	0	0
-90°	0	0	0	0	0	0	0

(END OF REPORT)